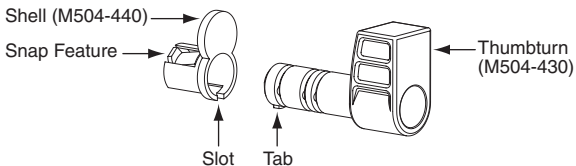
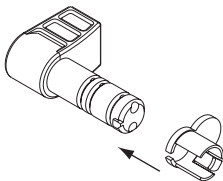


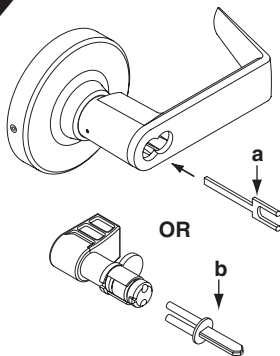
**Installation Sheet****Disposable Construction Core****Installation****1****Slide Shell onto Thumbturn****2****If Needed, Install Driver**

Depending on type of driver, either

a. Insert driver into lockset.

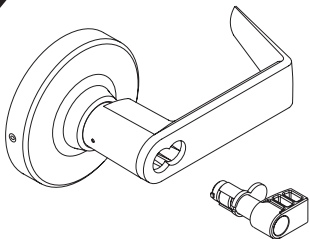
**OR**

b. Insert driver into back of thumbturn as shown.

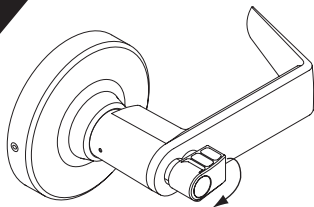


**3****Install Thumbturn and Shell**

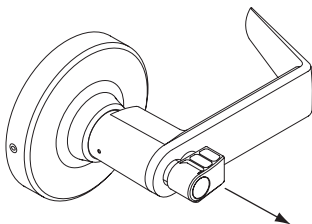
Make sure the driver is properly aligned.

**4****Rotate Thumbturn.**

Rotate thumbturn to simulate SFIC operation.

**Removal****Pull Thumbturn Out of Shell**

Shell should slide out along with thumbturn.

**IR Security & Safety**

© 2003 Ingersoll-Rand Company

Printed in Country

P513-257 Rev. 08/03-c