




























PART NO	DESCRIPTION	
K110-480 316	BODY AND FACE PLATE, MORTISE CYL - 643E FINISH	
K110-480 605	BODY AND FACE PLATE, MORTISE CYL - 605 FINISH	
K110-480 606	BODY AND FACE PLATE, MORTISE CYL - 606 FINISH	
K110-480 612	BODY AND FACE PLATE, MORTISE CYL - 612 FINISH	
K110-480 613	BODY AND FACE PLATE, MORTISE CYL - 613 FINISH	
K110-480 626	BODY AND FACE PLATE, MORTISE CYL - 626 FINISH	
B520-721	BACK HOUSING, MORTISE CYL, 1-1/8"	
B520-722	BACK HOUSING, MORTISE CYL, 1-1/4"	
B520-723	BACK HOUSING, MORTISE CYL, 1-3/8"	
B520-724	BACK HOUSING, MORTISE CYL, 1-1/2"	
B520-725	BACK HOUSING, MORTISE CYL, 1-5/8"	
B520-726	BACK HOUSING, MORTISE CYL, 1-3/4"	
B520-727	BACK HOUSING, RIM CYL	
B520-732	CAM, CORBIN RUSSWIN, A01, ML2200, 1-1/8", 1-3/8", 1-5/8"	
B520-733	CAM, CORBIN RUSSWIN, A01, ML2200, 1-1/4", 1-1/2", 1-3/4"	
B520-734	CAM, CORBIN RUSSWIN, A65, ML2200, 1-1/8", 1-3/8", 1-5/8"	
B520-735	CAM, CORBIN RUSSWIN, A65, ML2200, 1-1/4", 1-1/2", 1-3/4"	
B520-736	CAM, YALE/ARROW/SARGENT, 1-1/8", 1-3/8", 1-5/8"	
B520-737	CAM, YALE/ARROW/SARGENT, 1 1/4", 1 1/2", 1 3/4"	
B520-740	CAM, INVERTED STRAIGHT, 1-1/8", 1-3/8", 1-5/8"	
B520-741	CAM, INVERTED STRAIGHT, 1-1/4", 1-1/2", 1-3/4"	
B520-743	CAM, ADAMS RITE 4070, 1-1/8", 1-3/8", 1-5/8"	
B520-744	CAM, ADAMS RITE 4070, 1-1/4", 1-1/2", 1-3/4"	
B590-298	PLUG EXTENSION (1-3/8", 1-1/2")	
B590-299	PLUG EXTENSION (1-5/8", 1-3/4")	

PART NO	DESCRIPTION	
L583-446	CAM, ADAMS RITE MS, 1-1/8", 1-3/8", 1-5/8"	
L583-447	CAM, ADAMS RITE MS, 1-1/4", 1-1/2", 1-3/4"	
L583-474	CAM, L-SERIES, 1-1/8", 1-3/8", 1-5/8"	
L583-475	CAM, L-SERIES, 1-1/4", 1-1/2", 1-3/4"	
L583-476	CAM, L9060, 1-1/8", 1-3/8", 1-5/8"	
L583-477	CAM, L9060, 1-1/4", 1-1/2", 1-3/4"	
L583-638	CAM, FALCON MA, 1-1/8", 1-3/8", 1-5/8"	
L583-639	CAM, FALCON MA, 1-1/4", 1-1/2", 1-3/4"	
B520-692	CAMSCREW 5-42	
B520-693	MODULAR HOUSING 8-32	
B520-690	CAMSCREW 5-40	
B520-691	CAMSCREW 5-41	
M504-425	TORX TOOL T-15	
M504-428	TORX TOOL T-10	