



031476

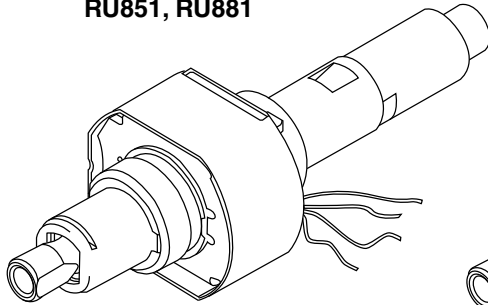
RU-Series and T-Series Electrified Locks

FALCON®

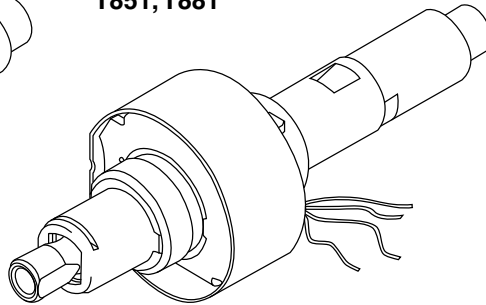
Models RU851, RU881, T851, T881

Wiring Instructions

RU851, RU881



T851, T881



Electrical Specifications:

Fail Safe/Fail Secure
.65 AMP @ 12 VDC
.32 AMP @ 24 VDC

RU851, T851 Storeroom Fail Safe:

Deadlocking latch bolt operated by lever from either side, except when outer lever is electrically locked. When outer lever is locked (inoperable), latch bolt retracted by key in cylinder outside. Inside lever is always free.

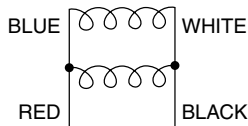
RU881, T881 Storeroom Fail Secure:

Deadlocking latch bolt operated by lever inside at all times. Outside lever is inoperable until electrically unlocked, then latch bolt is operable from either side. When outside lever is inoperable, latch bolt retracted by key in cylinder outside.

Wiring Configurations for 12 VDC or 24 VDC input

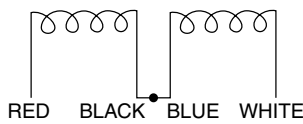
12 VDC

Wires Connected In Parallel
18.5 OHMS Total



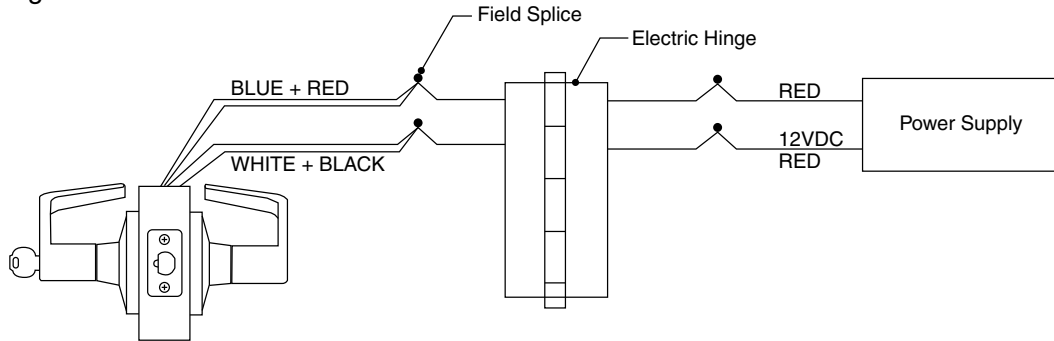
24 VDC

Wires Connected In Series
74 OHMS Total



Typical Wiring Diagram DC Lock

12 VDC Configuration Shown



Typical Wiring Diagram DC Lock With AC/DC Converter

24 VDC Configuration Shown

