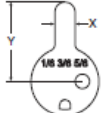
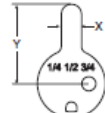
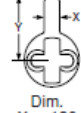



Cams for Schlage Mortise Cylinders to Operate Other Manufacturers' Locks					
	Modular Cylinder	Modular Cylinder	Classic Conventional Non-IC	Interchangeable Core	Everest® & Primus® Non-IC
	Cyl. length 1 1/8", 1 3/8", 1 5/8"	Cyl. length 1 1/4", 1 1/2", 1 3/4"	20-001	20-061, 20-771, 26-094, 80-102, 80-110, 80-132, 80-302	20-001 Everest Conventional 20-500 and 20-700 Primus
Yale® 2160 Arrow® #004 Sargent® 13-0660 All functions except 16 inside and 50 outside	B520-736  Dim. X = .187 Y = .727	B520-737  Dim. X = .187 Y = .727	B520-256 (was XB11-430, replaces XB10-659)  Dim. X = .186 Y = .718	B520-296 (was XB11-461, replaces XB11-484) 	B520-329 (was XB11-631, replaces XB11-630) 