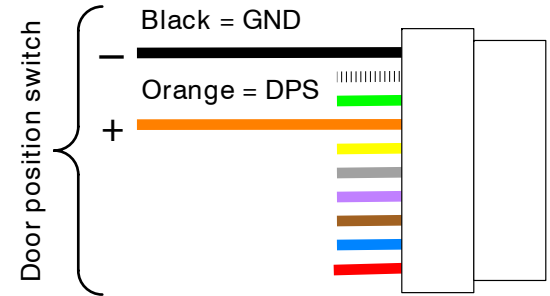


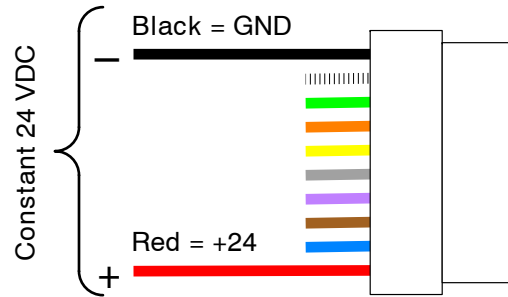


CABLE VOLTAGE READINGS

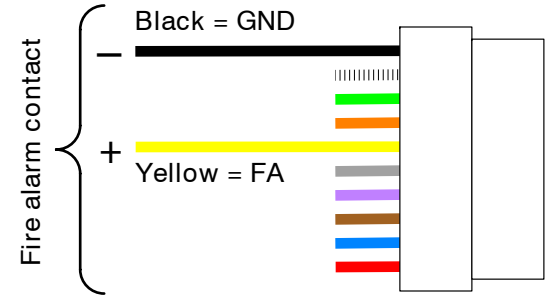
Orange (door position switch) = 24 VDC when door is secure; orange = 0 VDC when door is forced or held open



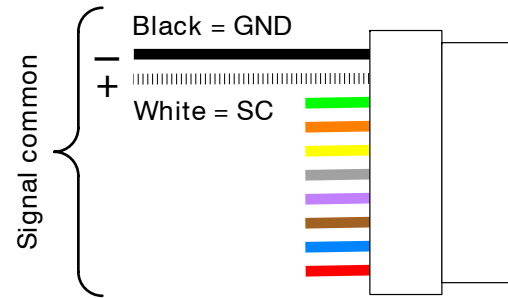
Black = GND;
red = +24 VDC



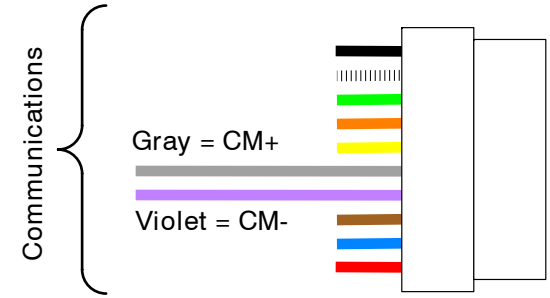
Yellow (fire alarm) = 24 VDC when there is no fire (secure); yellow = 0 VDC when fire alarm is active (not secure)



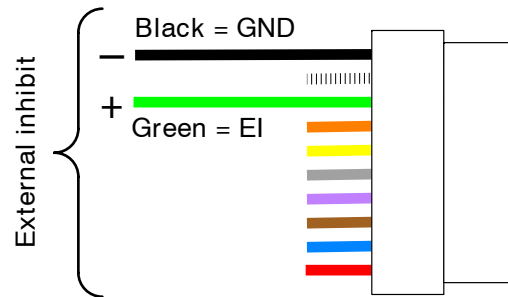
White (signal common) = 24 VDC when key switch is turned on



Gray (CM+) and violet (CM-) are communications wires



Green (external inhibit) = 24 VDC when Chexit is armed; green = 0 VDC when Chexit is disarmed from remote location (key switch, card reader, etc.)



Brown = common; blue = normally open; contact open = Chexit secure; contact closed = Chexit in alarm

